



Norton™

Online Backup v2.0

Online Backup v2.0

Online Backup v2.0

New features make **Norton Online Backup** even more robust

- > **NEW!** Cross-platform Functionality for Windows and Mac
- > **NEW!** 90-day File Versioning
- > **NEW!** Backup Set Keyword & Advanced Search
- > **NEW!** Open File Backup
- > **NEW!** File Purge and Storage Management
- > **NEW!** Email a Backed-up File

Improved features make **Norton Online Backup** even easier to use

- > **IMPROVED!** Automatic Setup
- > **IMPROVED!** Settings for Greater Flexibility
- > **IMPROVED!** Backup Attached Mapped Drives
- > **IMPROVED!** File Transfer / Data Migration
- > **IMPROVED!** Intuitive User Interface




New Norton Online Backup

**Advanced Online Backup
Made Simple**

Norton Online Backup Version 1

> Key Benefits

- Single secure dashboard to manage backups for all your photos and files across all your family's PCs
- Protects important files against loss, damage, and other disasters
- Quickly restores lost or deleted files to any web-enabled computer
- Automatic backup lets you install it and forget it



25GB =



6,000
songs
(4MB/song)

OR



7,000
digital photos
(3.5MB/image)

OR



100 hours
of video
content

OR



125,000
documents
(200k/file)

OR



200,000
spreadsheets
(125k/file)

New features make **Norton Online Backup** even more robust

- > **NEW!** Cross-platform Functionality for Windows and Mac
- > **NEW!** 90-day File Versioning
- > **NEW!** Backup Set Keyword & Advanced Search
- > **NEW!** Open File Backup
- > **NEW!** File Purge and Storage Management
- > **NEW!** Email a Backed-up File

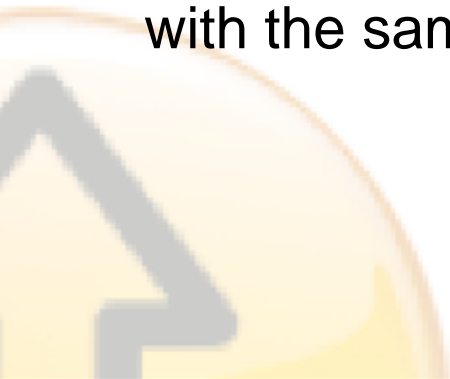
NEW! Cross-platform Functionality for Windows and Mac

- > Fully functional cross-platform support from a single account and dashboard allows users to manage Microsoft XP, Vista and Windows 7 and Mac OSX.
- > Ubuntu for Linux in March 2010 timeframe



NEW! 90-Day File Versioning

- > Saves previous versions of backed-up files for up to 90 days so older files can be easily retrieved. Go get that file that you mistakenly overwrote with the same name!



NEW! 90-Day File Versioning

Restore Files from My Mac

Restore files back to your originating computer or to one of your other managed computers. You can choose multiple files and folders to restore. See [Online Help](#) for more information.

Options [Hide Options](#)

Restore to Other:
From My Mac To My PC Laptop

Files Options:

Place Files in the "Restored Files" folder on your desktop

Restore Files to their original location on your computer

Overwrite existing files

Backed Up On:

10/06/2009 10:56:00 AM (Latest Backup) ▼
10/06/2009 10:56:00 AM (Latest Backup)
10/05/2009 10:39:00 AM

Access up to 90 Days of History

Search [Show Advanced Search](#)

FOLDERS	FILES
<ul style="list-style-type: none"> My Mac C: Users 	<div style="text-align: right; font-size: small;"> SELECT ALL DESELECT ALL </div> <ul style="list-style-type: none"> <input checked="" type="checkbox"/> Users

NEW! Backup Set Keyword & Advanced Search

- Quickly find specific files and folders that have been backed up. Easily search by name, date, size, and/or type of file.



NEW! Backup Set Keyword & Advanced Search

Restore Files from My Computer

Restore files back to your originating computer or to any other of your managed computers on Norton Online Backup. You can choose multiple files and folders to restore. By default Norton Online Backup will restore to a "Restored Files" folder on the desktop of the originating computer. See [Online Help](#) for more information.

Options [Show Options](#)

Search [Hide Advanced Search](#)

Advanced Filters

Name	contains	wedding b	+	-	
Last Modified Date	within last	6			months
Size	less than	2			MB
File Category	Pictures				

Results 1 to 10 of 10 [Select Page](#) [Deselect Page](#)

<input type="checkbox"/>	<input type="checkbox"/>	wedding bouquet 2.JPG	Details
<input type="checkbox"/>	<input type="checkbox"/>	wedding bouquet.JPG	Details
<input type="checkbox"/>	<input type="checkbox"/>	wedding bridesmaid bouquet 2.JPG	Details
<input type="checkbox"/>	<input type="checkbox"/>	wedding bridesmaid bouquet.JPG	Details
<input type="checkbox"/>	<input type="checkbox"/>	wedding bubbles (albert).jpg	Details
<input type="checkbox"/>	<input type="checkbox"/>	wedding bouquet 2.JPG	Details
<input type="checkbox"/>	<input type="checkbox"/>	wedding bouquet.JPG	Details
<input type="checkbox"/>	<input type="checkbox"/>	wedding bridesmaid bouquet 2.JPG	Details
<input type="checkbox"/>	<input type="checkbox"/>	wedding bridesmaid bouquet.JPG	Details
<input type="checkbox"/>	<input type="checkbox"/>	wedding bubbles (albert).jpg	Details

Keyword Search

Advanced Search Criteria

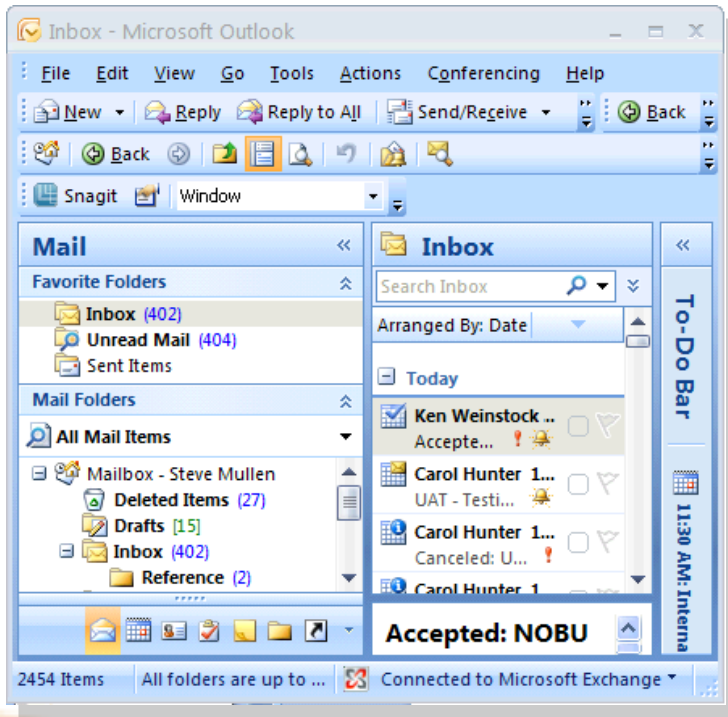
11

NEW! Open File Back-up

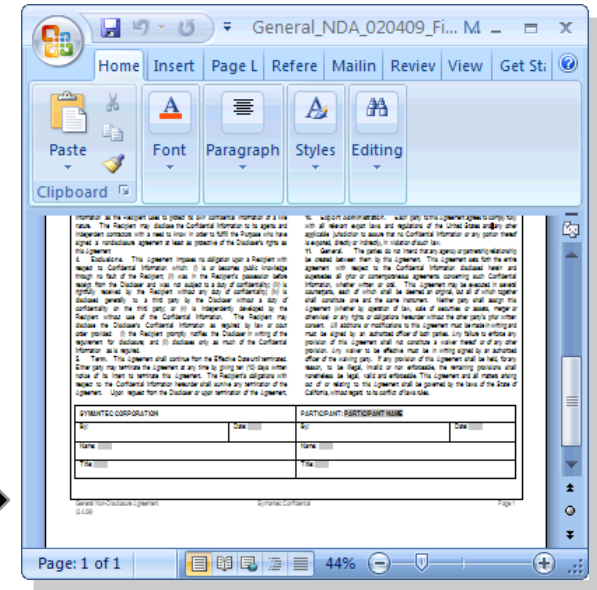
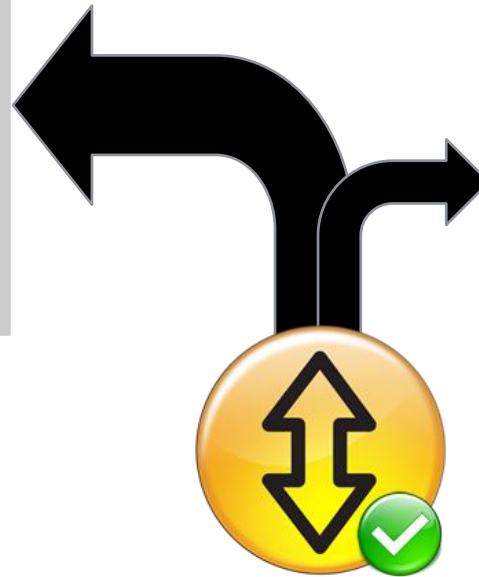
- > Ensures the most current file version is secured, even if the file is open when backup starts. Do what you need to do and still get backed up.



NEW! Open File Back-up



Backs up the most current file, even if it's open (very important for email files).




NEW! File Purge and Storage Management

- > Allows users to remove previously backed-up file for more recent backups. Reclaim your online storage space for more important file backups.





NEW! File Purge and Storage Management



Purge Files from My Computer

Purge files to free up your online storage space by removing files you no longer care about and have already deleted from your computer. Search and select the files that you no longer wish to store online. Once purged, files and all associated file history will no longer be available for retrieval. Purging files does NOT remove the files from your backup Settings, nor does it affect the files and storage on your computer. If you do not want to continue to backup the files that you purge, please be sure that you adjust your backup Settings or delete the file from your computer. See [Online Help](#) for more information.

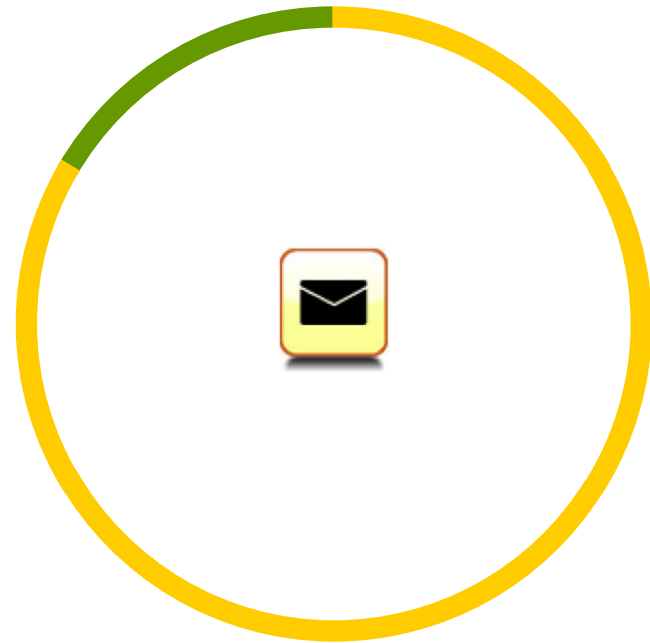
Search [Show Advanced Search](#)

FOLDERS	FILES SELECT ALL DESELECT ALL
<ul style="list-style-type: none">  My Computer  C: 	<ul style="list-style-type: none"> <input type="checkbox"/> Users ▲▼



NEW! Email File Links

- > Lets you send download links to backed-up files that you want to share. Share large files that would normally get blocked by some email providers.



NEW! Email File Links

E-mail File Links

Email file links from your online storage. This allows you to share files that have already been backed up, which is useful when sending large files that may be blocked by your email provider. Enter the email addresses of the recipients, separated by commas or semi-colons, and search and select the files that you wish to send. Recipients will receive an email with download links to each of your files. Each user may download the file up to 10 times.

To: *

Days available: 14

Download Password: (optional)

Subject: Norton Online Backup Files

Note to Recipient:

Search [Show Advanced Search](#)

FOLDERS

- My Mac
- C:

FILES [SELECT ALL](#) [DESELECT ALL](#)

- Documents and Settings

Email file links to others

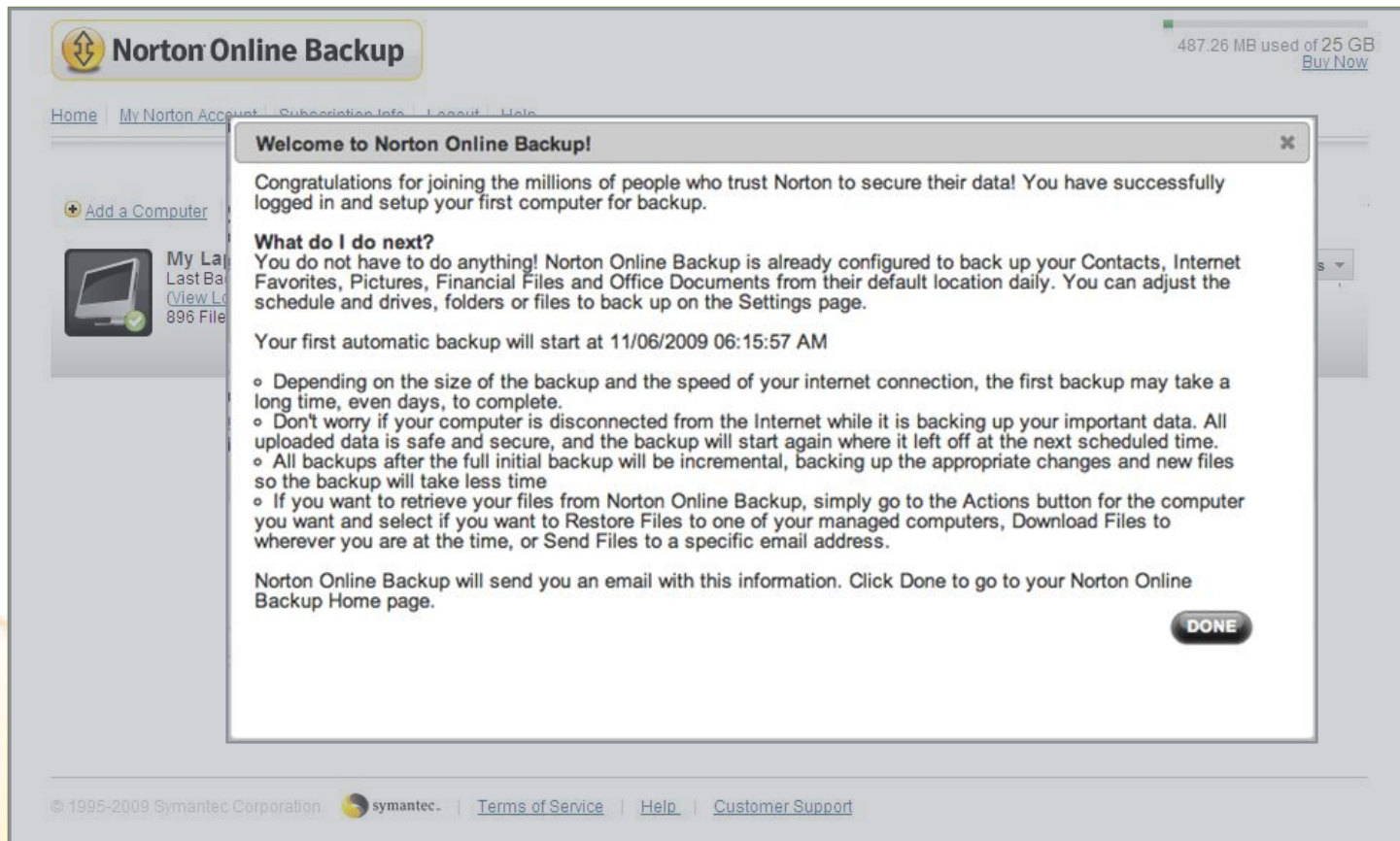
Password protect files for even greater security of shared files

Improved features make **Norton Online Backup** even easier to use

- > **IMPROVED!** Automatic Setup
- > **IMPROVED!** Settings for Greater Flexibility
- > **IMPROVED!** Backup Attached Mapped Drives
- > **IMPROVED!** File Transfer / Data Migration
- > **IMPROVED!** Intuitive User Interface

Improved! Automatic Set-up

Automatically installs and sets up the computer with a default backup job



The screenshot shows the Norton Online Backup web interface. A dialog box titled "Welcome to Norton Online Backup!" is centered on the screen. The dialog box contains the following text:

Welcome to Norton Online Backup!

Congratulations for joining the millions of people who trust Norton to secure their data! You have successfully logged in and setup your first computer for backup.

What do I do next?
 You do not have to do anything! Norton Online Backup is already configured to back up your Contacts, Internet Favorites, Pictures, Financial Files and Office Documents from their default location daily. You can adjust the schedule and drives, folders or files to back up on the Settings page.


Your first automatic backup will start at 11/06/2009 06:15:57 AM

- Depending on the size of the backup and the speed of your internet connection, the first backup may take a long time, even days, to complete.
- Don't worry if your computer is disconnected from the Internet while it is backing up your important data. All uploaded data is safe and secure, and the backup will start again where it left off at the next scheduled time.
- All backups after the full initial backup will be incremental, backing up the appropriate changes and new files so the backup will take less time
- If you want to retrieve your files from Norton Online Backup, simply go to the Actions button for the computer you want and select if you want to Restore Files to one of your managed computers, Download Files to wherever you are at the time, or Send Files to a specific email address.

Norton Online Backup will send you an email with this information. Click Done to go to your Norton Online Backup Home page.

DONE

The background interface shows the Norton Online Backup logo, navigation links (Home, My Norton Account, Subscription Info, Logout, Help), and a section for "Add a Computer" with a "My Last Backup" summary showing "896 Files".

© 1995-2009 Symantec Corporation |  symantec. | [Terms of Service](#) | [Help](#) | [Customer Support](#)

IMPROVED! Settings for Greater Flexibility and Backup Attached Mapped Drives

The screenshot shows the 'Settings' window for 'My PC Laptop'. The window has tabs for 'Summary', 'What', 'When', and 'Other'. The 'What' tab is active, showing options to manage backup settings. Key features highlighted by yellow callouts include:

- Pre-set File Categories to Scan:** A list of file categories with checkboxes, including Contacts, Financial Files, Music, Pictures, Email, Internet Favorites, Office Docs, and Video.
- Add Mapped Drives for Backup:** A section for 'Online Backup Sources' with a 'User's Folder' and an 'Add more sources...' button.
- Add File Extensions for Customization:** An 'Include File Extensions' checkbox with a text input field and an 'ADD' button.
- Add Specific Files & Folders and Advanced Rules:** Sections for 'Additional Files and Folders' and 'Advanced Rules' with 'Add Files', 'Add Folders', and 'Add Rule' buttons.

Buttons for 'SAVE' and 'CANCEL' are visible at the top right and bottom right of the window.

Improved! File Transfer / Data Migration

Restore Files from Family PC

Restore files back to your originating computer or to any other of your managed computers on Norton Online Backup. You can choose multiple files and folders to restore. By default Norton Online Backup will restore to a "Restored Files" folder on the desktop of the originating computer. See [Online Help](#) for more information.

Options [Hide Options](#)

Restore to Other:
 From Family PC To Family PC ▼

Family PC

My Computer

My Mac

Family PC

Files Options:

Place Files in the "Restored Files" folder on your desktop

Restore Files to their original location on your computer

Overwrite existing files

Backed Up On:
11/03/2009 07:46:00 PM (Latest Backup) ▼

Search [Show Advanced Search](#)

FOLDERS

- Family PC
- C:

FILES [SELECT ALL](#) [DESELECT ALL](#)

- Documents and Settings

Copy or "migrate" files that originated on one computer to one of your other computers

IMPROVED! Intuitive User Interface

Norton Online Backup 768.60 MB used of 25 GB [Buy Now](#)

[Home](#) | [My Norton Account](#) | [Subscription Info](#) | [Logout](#) | [Help](#)

Logged in successfully

[+ Add a Computer](#) | [- Remove a Computer](#)

Device	Last Backup	Files	Size	Actions
Family PC	11/05/2009 07:30:07 PM (View Log)	1,562 Files	190.05 MB	Back Up Now Settings File Actions Restore Files Download a File E-mail File Links Purge Files
My Computer	11/03/2009 09:20:07 AM (View Log)	1,046 Files	22.61 MB	Back Up Now Settings File Actions Computer Not Online
My Mac	11/06/2009 05:09:21 AM (View Log)	3 Files	186.77 KB	Back Up Now Settings File Actions Computer Not Online

**Manage up to 5 PCs from a single dashboard!
Now manage Macs, too!**

More ways to retrieve data

NEW! Norton Online Backup v2



Norton Online Backup

Version 2

Advanced Backup
Made Simple.

How Norton Online Backup works

1

Login from any internet connection

2

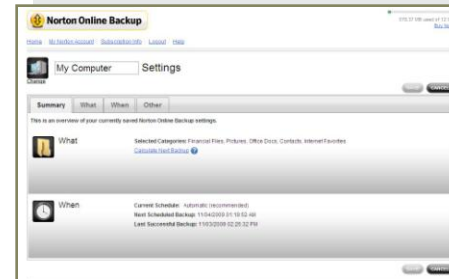
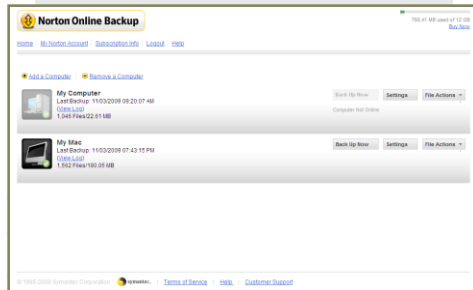
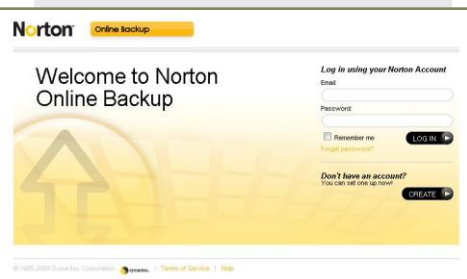
Manage all of the computers in your household from a single dashboard

3

Manage backup jobs

4

Restore your data





New Norton Online Backup

vs. the Competition

NEW Norton Online Backup v2 vs. the Competition



Pricing / Standard Offer			
Price	\$59.40	\$54.95	\$49.99
Size	Unlimited	Unlimited	25GB
Multi-PC backup using one account	1 Pc	1 PC	up to 5 PCs & Macs
Online Backup Functionality			
Automatic backup	Yes	Yes	Yes
Cross-platform	Win/Mac	Win/Mac	Win/Mac
Open file backup	Yes	Yes	Yes
Backup Scheduling Capability	Yes	No	Yes
Bandwidth Throttling	Yes	No	Yes
Backup resume following transmission interruption	No	Yes	Yes
Accessing / Restoring Data			
Web portal for remote data retrieval	Yes	single file dwnld	Yes
Access multiple PCs via the web	Pro Only	No	Yes
Restore file sets from one backed up PC to another	No	No	Yes
File Versioning	30 days	30 days	90 days
Archives deleted files	No	No	Yes
File search function for restoring	Yes	No	Yes
Email file links for download	Yes	No	Yes
Data Protection			
Block-level incremental backups	Yes	Yes	Yes
Data compression on PC prior to transmission	Yes	Yes	Yes
256-bit data encryption at rest on our servers	Yes	Yes	Yes
128-bit SSL encryption during transit	Yes	Yes	Yes
User Experience			
Primarily Web-based service	No	No	Yes
Local backup option	No	No	N360
UI shows storage used vs. allocated	No	No	Yes
Available Customer and Technical Support	email, chat	phone, chat, email	phone, chat, email